


CLASS C FITTINGS

PVC CONCRETE BOXES

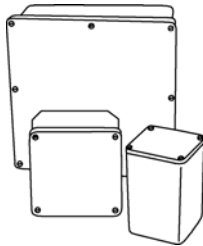
- For Concrete Encasement
- With Fiber Reinforced Safety Tread Cover



Inside Dimensions	Part #	Package Qty	Weight (lbs)	Price Per 100
6 x 6 x 4 1/4"	*59133	4	20	\$26,472.56
6 x 6 x 6 1/4"	*59134	3	15	\$28,497.79
8 x 8 x 4 1/4"	*59135	3	21	\$35,441.41
8 x 8 x 7 1/4"	*59136	2	17	\$37,177.32
8 x 8 x 7 1/4" w/angled side walls	*59137	2	17	\$37,177.32

NORYL JUNCTION BOXES

- With brass screw inserts
- Sunlight resistant—High heat resistant
- Will not warp in direct sunlight

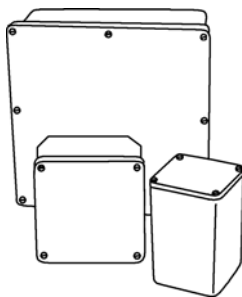


“SPECIAL ORDER ITEMS”

Inside Dimensions	Part #	Package Qty	Weight (lbs)	Price Per 100
4 x 4 x 2"	59250	15	9	\$1,916.22
4 x 4 x 4"	59251	10	9	\$3,160.99
4 x 4 x 6"	59252	8	9	\$3,644.26
5 x 5 x 2"	59253	12	10	\$3,796.15
6 x 6 x 4"	59254	8	14	\$3,869.61
6 x 6 x 6"	59255	4	10	\$4,515.40
8 x 8 x 4"	59256	4	16	\$7,300.62
8 x 8 x 7"	59257	4	20	\$10,919.99
12 x 12 x 4"	59258	2	13	\$11,210.56
12 x 12 x 6"	59259	4	30	\$11,502.98
12 x 12 x 8"	59351	3	27	\$17,612.61

PVC JUNCTION BOXES

- With Brass Screw Inserts
- Heavier wall thickness than Noryl boxes
- NEMA Rated 1, 2, 3, 4, 4X, 6P, 12, 13



Rated Nema 6P unless marked ▲

Inside Dimensions	Part #	Package Qty	Weight	Price Per 100
4 x 4 x 2"	5925C	15	9	\$1,916.22
4 x 4 x 4"	5925D	10	9	\$3,160.99
4 x 4 x 6"	▲5925E	8	9	\$3,644.26
5 x 5 x 2"	5925F	12	10	\$3,796.15
6 x 6 x 4"	5925G	15	28	\$3,869.61
6 x 6 x 6"	5925H	4	10	\$4,515.40
8 x 8 x 4"	▲5925I	4	16	\$7,300.62
8 x 8 x 7"	▲5925J	4	20	\$10,919.99
12 x 12 x 4"	5925K	2	13	\$11,210.56
12 x 12 x 6"	5925L	4	30	\$11,502.98
12 x 12 x 8"	5925M	3	27	\$17,612.61



UL listed except where noted*
UL listed for wet locations**